

Executive Staff*

- Jack Ehnes *Chief Executive Officer*
- Cassandra Lichnock *Chief Operating Officer*
- Christopher J. Ailman *Chief Investment Officer*
- Brian Bartow *General Counsel*
- Lisa Blatnick *Chief of Administrative Services*
- Grant Boyken *Executive Officer, Public Affairs*
- Ashish Jain *Chief Technology Officer*
- Robin Madsen *Chief Financial Officer*
- Andrew Roth *Executive Officer, Benefits and Services*



*As of January 1, 2017

Teachers' Retirement Board

The Teachers' Retirement Board has exclusive control over the administration of the retirement system plans and the investment of funds, and makes rules, sets policies and has the authority to hear and determine all facts pertaining to application for benefits under the retirement system. It is comprised of 12 members:


- Five members appointed by the Governor and confirmed by the Senate: One school board representative, one retired CalSTRS member (vacant) and three public representatives.
- Four ex-officio members: the Superintendent of Public Instruction, the State Treasurer, the State Controller and the Director of Finance.
- Three member-elected positions representing current educators.


CalSTRS Resources

- WEB**

CalSTRS.com
 Click *Contact Us* to email
myCalSTRS.com
403bCompare.com
Pension2.com
- CALL**

800-228-5453
 7 a.m. to 6 p.m.
 Monday through Friday
- 916-414-1099**
 Calls from outside the U.S.
- 888-394-2060**
 CalSTRS Pension2® Personal Wealth Plan
- 855-844-2468** (toll free)
 Pension Abuse Reporting Hotline

WRITE

CalSTRS
 P.O. Box 15275
 Sacramento, CA 95851-0275

VISIT

Member Services
 100 Waterfront Place
 West Sacramento, CA 95605
 Find your nearest CalSTRS office
 at CalSTRS.com/localoffices

FAX

916-414-5040

STAY CONNECTED


COM 141 (rev 1/17) 



On our cover:

Jasmin is a teacher with a school district in the Central Valley where she mentors other teachers on how to integrate arts into classroom curriculum. She has been a CalSTRS member for nine years.

Membership

	6/30/16	6/30/15
Active Members	438,537	429,460
Inactive Members	187,722	184,396
Total	626,259	613,856
Service Retirements	252,672	247,353
Disability Benefits	9,940	9,848
Survivor Benefits	25,583	24,899
Total	288,195	282,100
Total Members and Beneficiaries	914,454	895,956
Total Benefit Payments	\$13.15 billion	\$12.56 billion

Members Retiring in Fiscal Year 2015–16

Number Retiring	11,374
Median Age at Retirement	62.8
Median Service Credit	25.6
Average Monthly Member-Only Benefit	\$4,369

Administration

CalSTRS Operating Budget (in millions)	\$272.60
Employees	1,022

CalSTRS Pension2® Member Data

	6/30/16		6/30/15	
	403(b)	457(b)	403(b)	457(b)
Contributing	6,646	459	5,203	346
Non-Contributing	3,981	128	3,944	131
Total	10,627	587	9,147	477

Investments

	Market Value (in billions)	Time-Weighted Return Net of Fees
2007	\$171.90	20.5%
2008	161.46	(4.0)
2009	118.88	(25.1)
2010	129.96	12.0
2011	155.51	22.8
2012	150.61	1.6
2013	165.82	13.6
2014	189.08	18.3
2015	191.41	4.5
2016	188.65	1.4

Asset Allocation	Market Value (in billions)	Percent of Total
Global Equity	\$103.48	54.8%
Fixed Income	31.85	16.9
Private Equity	16.34	8.7
Real Estate	26.17	13.9
Inflation Sensitive	1.91	1.0
Absolute Return	3.41	1.8
Cash	5.49	2.9
Total Portfolio	\$188.65	

Securing the financial future
and sustaining the trust of
California's educators

Assets of Programs Administered by CalSTRS

	Market Value
Defined Benefit Program (in billions)	\$177.33
Defined Benefit Supplement Program (in billions)	11.04
Cash Balance Benefit Program (in millions)	282.44
CalSTRS Pension2 (in millions)	664.89

Defined Benefit Funding

Funding Status (as of last valuation, for year ended June 30, 2015)	
Normal Cost Rate	18.11%
Unfunded Actuarial Accrued Liability	\$76.2 billion
Actuarial Assets as Percentage of Actuarial Accrued Liability	69%

2015–16 Source of Contribution (percent of member creditable earnings)	
Member	
2% at 60	9.20%
2% at 62	8.56%
Employer	10.73%
State (2013–14 fiscal year earnings)	4.891%*

Purchasing Power Protection:
The state also provides approximately 2.5 percent of members' creditable earnings to protect retirees' purchasing power.

* Includes 2.874% additional state contributions under Education Code section 22955.1.